



# ISOLINE SERIES

ISOLINE 410 | ISOLINE 812 | PORTABLE COLUMN PA SYSTEMS WITH BLUETOOTH

The all-new Isoline Series from Wharfedale Pro is your fastest route to a professional, compact PA system. Compromising of a column formation loudspeaker interconnected with a high powered subwoofer with its own built-in amplifier and DSP, users can expect a full-range sound from a system that is easily packed down into your car boot with ease. For ultimate convenience Isoline comes complete with a built-in mixer and wireless bluetooth input.

## ACTIVE PA, ALL-IN-ONE

The Isoline Series is available in two different models, the Isoline 410 and the Isoline 812. The 410 column speaker compromises of 4 high powered 3" wideband drivers, covering the high/mid range with a long throw 10" subwoofer. This is perfect for corporate presentations and smaller singer-songwriter style performances.



## POWERFUL, YET DISCREET


The larger Isoline 812 makes use of 8 x 3" wideband drivers combined with a larger 12" subwoofer. Extending to a lower frequency response and a higher output of 800W peak (500W RMS) the larger system applies itself to applications including for Mobile DJs and events requiring a more demanding system yet is equally portable with a discreet aesthetic. For even more power, two systems can be used in a stereo pair, or linked together via the built-in XLR output.

## MORE CONNECTIONS, LESS GEAR

Isolines' built-in mixer offers complete control over 2 x XLR / Jack combi inputs (with mic and line level) plus a phono input to mix a combination of backing tracks, live vocals and instruments. In keeping with modern tech savvy DJs and engineers with wireless mixers and controllers a bluetooth input is also easily paired with your mobile device in seconds. This also gives less experienced presenters an intuitive interface between a tablet or mobile device and the PA system. Either way - Isoline offers complete convenience.



 **Bluetooth**  **BUILT-IN MIXER**  **LIGHT WEIGHT**

**UP TO 800W**  **DURABLE FINISH**  **SLIMLINE FORM**



# ISOLINE SERIES

ISOLINE 410 | ISOLINE 812 | PORTABLE COLUMN PA SYSTEMS WITH BLUETOOTH

Of course, as with all Wharfedale Pro products special attention has been paid to the quality from the ground up. The Isoline Series is coated in our very own Rhino Rock finish which offers extensive protection from setting up, packing down and without doubt - entertaining the crowd. Large carry handles are suitably positioned on the subwoofer for safe and comfortable manoeuvring of the system so you can enjoy a hassle-free gig from start to finish.



## SPECIFICATIONS

	ISOLINE 410	ISOLINE 812
<b>Package Includes</b>	V4 Mid / High, S10 Sub	V8 Mid / High, S12 Sub
<b>Mid / High Column</b>	4 x 3" Drivers	8 x 3" Drivers
<b>Subwoofer</b>	10"	12"
<b>Frequency Response</b>	50Hz - 20kHz	40Hz - 20kHz
<b>Power (RMS / Peak)</b>	380W / 650W	500W / 800W
<b>Bluetooth</b>	Yes	Yes
<b>Inputs</b>	2 x XLR / Jack, RCA Phono	2 x XLR / Jack, RCA Phono
<b>Outputs</b>	XLR, Speakon	XLR, Speakon
<b>Input Sensitivity</b>	0 dBu line, -40dBu mic	0 dBu line, -40dBu mic
<b>Display</b>	Limit / Power / Pair LEDs	Limit / Power / Pair LEDs
<b>Protection</b>	Limit, Power, Thermal, DC & Short	Limit, Power, Thermal, DC & Short
<b>Power Supply</b>	SMPS	SMPS
<b>Mounting</b>	35mm Pole Mount	35mm Pole Mount
<b>Finish</b>	Black Rhino Rock	Black Rhino Rock
<b>Dimensions (Column)</b>	445mm x 116.6mm x 115mm	805m x 116.6 x 115mm
<b>Dimensions (Sub)</b>	400mm x 350mm x 500mm	450mm x 400mm x 541.9mm
<b>Weight</b>	22.5kg	26.9kg